



MINISTÈRE  
DE LA TRANSITION  
ÉCOLOGIQUE  
ET SOLIDAIRE

## Air Quality Certificate Issuing Service

# Guide for declaring a retrofitted pollutant emissions treatment device

# Introduction

## Regulatory provisions

Care must be taken to comply with the Decrees of 15 May 2013 and 21 June 2016 when awarding Air Quality Certificates for vehicles with retrofitted devices that allow them to reduce pollutant emissions that are installed after the vehicle first goes into service.

*Article 3 of the Decree of 21 June 2016: "Vehicles that are retrofitted with a device for treating pollutant emissions installed after the vehicle first went into service can be classified in a higher class under the conditions provided for by the Decree of 15 May 2013."*

## What retrofitted devices are included?

Devices that help reduce pollutant emissions include:

- Particle filters
- SCR (Selective Catalytic Reduction) units
- A combination of these two.

Particle filters reduce particle emissions, while SCR units limit the emission of nitrogen oxides (NO<sub>x</sub>).

# Introduction

## Which vehicles are included?




Eligible vehicles include:

- **Coaches, buses, and lorries** with compression-ignition engines.
- **Cars or vans** with compression-ignition engines that are listed as heavy vehicles due to their pollutant emissions.

This includes all diesel heavy vehicles, i.e. those that are covered by European heavy-duty vehicle standards (Euro II, III, IV, etc.).

# Introduction

## Procedural steps

- 1** The user completes and submits a device declaration 
- 2** The declaration is examined by the issuing service and approved 
- 3** The user requests a certificate 

 *Click on the magnifying glass for more details about each step*

# The user creates a declaration

## A declaration:

- Justifies the installation of a retrofitted pollutant emissions treatment device on vehicles such as coaches, buses, and lorries.
- Must meet at least one **installation criterion** :
  - Installed in **France before 1 July 2013**
  - Installed in **France on or after 1 July 2013**
  - Installed **outside of France in compliance with the national system in place** in the country of installation before 17 June 2014
  - Installed **outside of France in compliance with UN Regulation No. 132**, applicable after 17 June 2014



*A declaration must be made for each installation criterion*

# The user creates a declaration

## Procedure

1

From the website, download:

- The retrofitted pollutant emissions treatment device installation declaration form.
- The vehicle summary table.


2

Complete the form

3

Fill in the table

4

Attach the required documentation 

5

Send all of the documents my e-mail to: [retrofit@certificat-air.gouv.fr](mailto:retrofit@certificat-air.gouv.fr)



***The file size may not exceed 50 MB***

# The user creates a declaration

## Admissibility

### To be admissible, your declaration must include:

- For each form, you may only declare devices installed in compliance with one and only one of the 4 installation criteria given above.
- A table summarising all information about the vehicles in question.



*The data on initial and final vouchers are optional and are for information purposes only*

- All required documentation.



*Accepted file formats for documentation are pdf and jpeg*

# The user creates a declaration

## Documentation

### Device installed in France before 1 July 2013

For each vehicle in question, provide:

- the certificate of compliance, issued using the model put forth in *appendix 3 to the Decree of 15 May 2013*.
- or, lacking that:
  - ✓ the official testing report.
  - ✓ a certificate from the device manufacturer.
  - ✓ proof of installation of the device (invoice, certificate, etc.).



*Model documents are available in the explanatory note.*



# The user creates a declaration

## Documentation

### Device installed in France on or after 1 July 2013

For each vehicle in question, provide:

- the certificate of compliance, issued using the model put forth in appendix 2 to *the Decree of 15 May 2013* and provided by an approved installer.



*Model documents are available in the explanatory note.*

# The user creates a declaration

## Documentation

**Device installed outside of France in compliance with the national system in place in the country of installation before 17 June 2014**

For each vehicle in question, provide:

- the official test report, translated into French and issued by a technical department recognised by a European Union member state (or Switzerland) that confirms the effectiveness of the installed device.
- proof of installation of the device (invoice, certificate, etc.).

# The user creates a declaration

## Documentation

### Device installed outside of France in compliance with UN Regulation No. 132, applicable after 17 June 2014

For each vehicle in question, provide:

- the acceptance certificate for the device type in question in line with UN regulation No. 132 and its additional clauses.
- 
- a photograph of the markings on the retrofitted device.
- proof of installation of the device (invoice, certificate, etc.).



*Model documents are available in the explanatory note.*

# Examination of the declaration by the issuing service

1

When the declaration is submitted, you will receive an e-mail confirmation that your request is under consideration. *(24 hour turnaround)*

2

After the contents of your declaration have been verified, you will receive an e-mail informing you whether your request is complete or not. *(72 hour turnaround)*

3

After the technical documents have been analysed, you will receive an e-mail approving or rejecting your request for recognition of retrofitted pollutant emissions treatment devices for each vehicle in question. *(Turnaround of 1 month if there are no particular conditions)*

i

*A table listing the analysis results for each vehicle is sent at the end of the examination period.*

# The user requests a certificate

After you receive the e-mail with the response to your request, listed in step 3, you may request Air Quality Certificates from [www.certificat-air.gouv.fr](http://www.certificat-air.gouv.fr).

The Air Quality Certificates that you receive will automatically take into account any upgrades related to approved retrofitted pollutant emissions treatment devices.

*This information will be included in the summary issued to the user after they make an Air Quality Certificate request.*



***If you submit a request before receiving the e-mail, you will receive an Air Quality Certificate that does not take your retrofitted device into account***

# Documents

All documents are available at [www.certificat-air.gouv.fr](http://www.certificat-air.gouv.fr)

- Explanatory note
- Crit'air certificates upgrade table
- Declaration form
- Summary table to be filled out for vehicles equipped with a retrofitted device